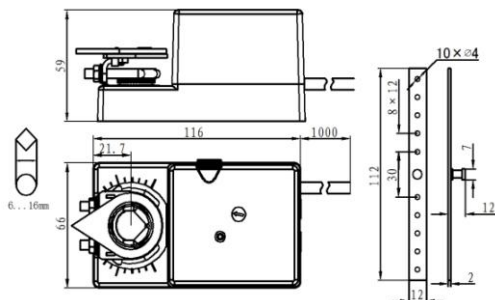
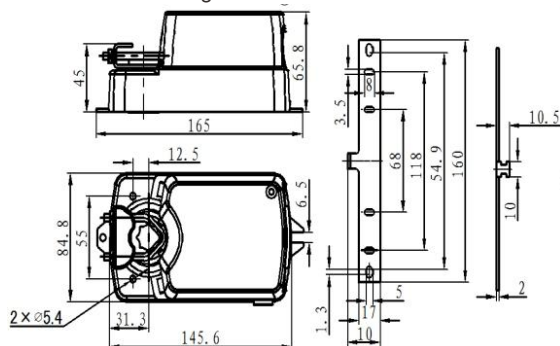


LFZ Standard rotary Actuator

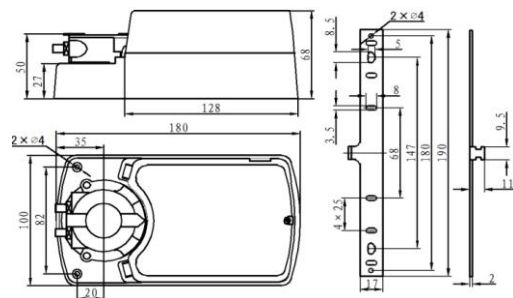
2NM



Dimension drawing: 4-6NM



Dimension drawing: 8-40NM



Dimension in : mm



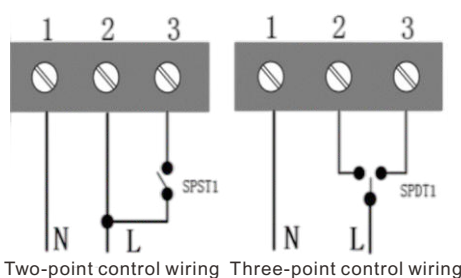
LFZSeries electric damper actuator adopts imported DC motor/brushless motor to supply power energy, And it can offer 2NM~40NM torque, it can directly works on rotary control of air system and water systems,and can realize signal control of voltage 0(2)-10V and current 0(4)-20mA also can provide mutual convertible current or voltage signal feedback ,It is easy to install and can be easily fixed on the square shaft, round shaft or other shaped damper shaft,This product has advantage of long life, low noise, and multi-functional intelligent control.The whole series of products are available with manual operation function. The protection grade of the product is IP54, and it's stable and efficient, with full overload protection function. All products are equipped with manual limit.

Model	Output Torque	Power Supply	Running Time	Control Signal	Optional F auxiliary switch
LFZ0224/230-K/KF	2N	24V/230V	20-25S	ON-OFF control	One set of auxiliary switches
LFZ0224/230-M/MF	2N	24V/230V	20-25S	0(2)~10V/0(4)~20mA	One set of auxiliary switches
LFZ0424/230-K/KF	4N	24V/230V	25-30S	ON-OFF control	Two sets of auxiliary switches
LFZ0424/230-M/MF	4N	24V/230V	25-30S	0(2)~10V/0(4)~20mA	Two sets of auxiliary switches
LFZ0624/230-K/KF	6N	24V/230V	25-30S	ON-OFF control	Two sets of auxiliary switches
LFZ0624/230-M/MF	6N	24V/230V	25-30S	0(2)~10V/0(4)~20mA	Two sets of auxiliary switches
LFZ0824/230-K/KF	8N	24V/230V	30-45S	ON-OFF control	Two sets of auxiliary switches
LFZ0824/230-M/MF	8N	24V/230V	30-45S	0(2)~10V/0(4)~20mA	Two sets of auxiliary switches
LFZ1624/230-K/KF	16N	24V/230V	30-45S	ON-OFF control	Two sets of auxiliary switches
LFZ1624/230-M/MF	16N	24V/230V	30-45S	0(2)~10V/0(4)~20mA	Two sets of auxiliary switches
LFZ2424/230-K/KF	24N	24V/230V	120-160S	ON-OFF control	Two sets of auxiliary switches
LFZ2424/230-M/MF	24N	24V/230V	120-160S	0(2)~10V/0(4)~20mA	Two sets of auxiliary switches
LFZ3224/230-K/KF	32N	24V/230V	160-200S	ON-OFF control	Two sets of auxiliary switches
LFZ3224/230-M/MF	32N	24V/230V	160-200S	0(2)~10V/0(4)~20mA	Two sets of auxiliary switches
LFZ4024/230-K/KF	40N	24V/230V	200-220S	ON-OFF control	Two sets of auxiliary switches
LFZ4024/230-M/MF	40N	24V/230V	200-220S	0(2)~10V/0(4)~20mA	Two sets of auxiliary switches

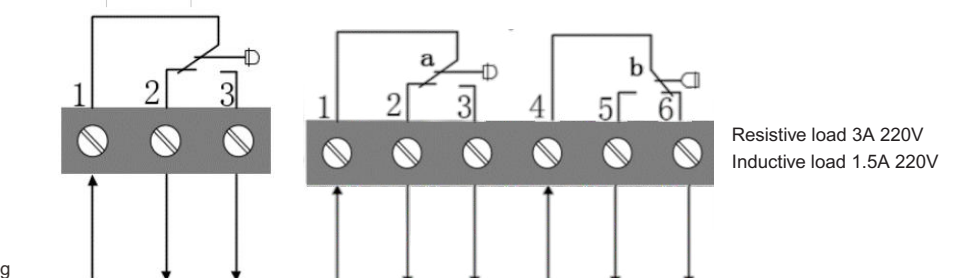
Specification

General	Value							
Electrical parameters	Rated voltage	AC24V 50/60Hz DC24V /AC100...240V 50/60Hz						
	Rated voltage range	AC/DC19.2...28.8V /AC85...265V						
	Power consumption	Operating state 4.5w,Standby state 0.5W						
	Wire specification	0.5mm ²						
	Terminal specification	Max2mm ²						
Function parameter	torque	2Nm	4Nm	6Nm	8Nm	16Nm	32Nm	48NM
	suitable air door size	0.3m ²	0.5m ²	0.8m ²	1.2m ²	2.5m ²	3.7m ²	5.2m ²
	Rotation direction	Can be selected by DIP switch						
	manual adjustment	Actuator can be manually adjusted after pressing the gear set disengagement button						
	Nominal/Maximum Corner	90°/95°						
	noise level	46dBA (within 1 meter)						
	location indication	Rotation angle provided by position indicator						
Work Environment	Electrical grade	III (safety low voltage)			II (double insulation)			
	Protection Grade	IP54						
	working environment temperature	-20°C~+50°C						
	Storage ambient temperature	-20°C~+50°C						
	Temperature test	95% RH, non-condensing /EN 60730-1						
Dimension Drawing	L×W×H/mm	detail see dimensional drawing						
	Minimum shaft length	>50mm						
	Weight	<1.3 Kg						

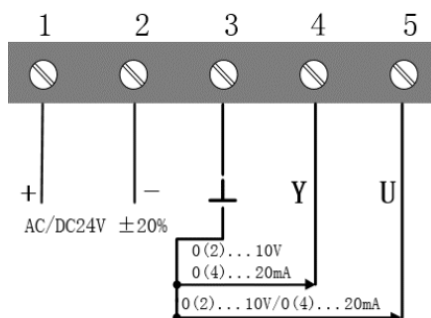
Wiring mode



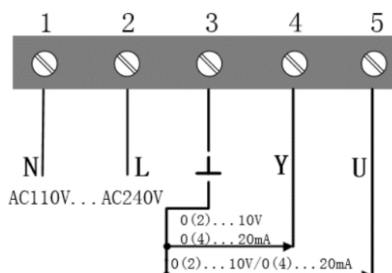
Switch outputconnection method, working
Voltage: AC/DC 24V; AC100V...AC240V



One set of auxiliary switch wiring methods Two sets of auxiliary switch wiring methods



Volt0(0)...10V input resistance≥200KΩ
Current0(4)... 20mA input resistance=500Ω
Analog wiring, the power supply
Voltage can be AC/DC 24V



Volt0(0)...10V input resistance≥200KΩ
Current0(4)... 20mA input resistance=500Ω
Analog wiring, supply voltage
AC100V...AC240V

Ordering information - KF/MF is series with auxiliary switch, please provide complete model information when ordering.